

 Cambridge Assessment International Education		
GRADE: 6	SUBJECT: Mathematics	DATE: 20.04.2020
WORKSHEET NUMBER: 4	WORKSHEET TOPIC: Prime Numbers	
INSTRUCTION (IF ANY):	https://youtu.be/K9XXk0HDmMA	

Prime factors:

The **prime factors** of a number are all the **prime** numbers that, when multiplied together, equal the original number. For example: $12 = 2 \times 2 \times 3$

WORKSHEET – 4 (Prime Numbers)

- How many prime numbers are less than 20? Write in order.
- What is the 15th prime number, if they are listed in order?
- Find the prime factors of each number: (one is done for you).
 - $12 = 2 \times 2 \times 3$
 - 27
 - 28
 - 30
 - 45
- Find the common factors of each pair of numbers: (one is done for you).
 - 12 and 15
 $12 = 2 \times 2 \times \underline{3}$
 $15 = \underline{3} \times 5$
 Common factor = **3**
 - 20 and 30
 - 8 and 24
 - 15 and 32
 - 18 and 30
- Write each of these numbers as a product of primes: (one is done for you).
 - $21 = 3 \times 7$**
 - 22
 - 35
 - 51
 - 65

 Cambridge Assessment International Education	 SANSKAR SCHOOL The Revival of Tradition	 INTERNATIONAL SCHOOL AWARD 2016-2019
GRADE: 6	SUBJECT: HINDI	DATE: 20 April 2020
WORKSHEET NUMBER:4	WORKSHEET TOPIC: संज्ञा	
INSTRUCTION (IF ANY):	https://youtu.be/1bmhxf6K34Y	

निम्नलिखित प्रश्नों के उत्तर लिखिए –

प्रश्न 1 रिक्त स्थानों की पूर्ति संज्ञा शब्दों द्वारा कीजिए –

- (क) पवित्र नदी है ।
(ख) आसमान में उड़ते हैं ।
(ग) ताजमहल में है ।
(घ) मैं में रहती हूँ ।
(ङ) फूलदान में एक है ।

प्रश्न 2 प्रत्येक वाक्य में दो-दो संज्ञा शब्द रेखांकित कीजिए –

- (क) भैंस उपयोगी पशु है ।
(ख) आम मीठा फल है ।
(ग) रोहन ने केला और खरबूजा खाया ।
(घ) लालकिला बेहद खूबसूरत इमारत है ।
(ङ) कोलकाता पुराना शहर है ।

प्रश्न 3 निम्नलिखित शब्दों से भाववाचक संज्ञाएँ बनाइए –

उदाहरण- चौड़ा – चौड़ाई

- (क) कोमल –
(ख) लंबा –
(ग) दुश्मन –
(घ) बहादुर –
(ङ) बुरा –

प्रश्न 4 निम्नलिखित वाक्यों में गहरे छपे शब्दों के उचित संज्ञा भेद लिखिए ।

वाक्य

भेद




(क) नेल्सन मंडेला ने विश्व शान्ति के लिए प्रयास किया ।

(ख) कावेरी एक नदी है ।

(ग) सफर में यात्रियों को मज़ा आया ।

(घ) शहद में मिठास होती है ।

(ङ) दिल्ली बहुत बड़ा शहर है ।

 Cambridge Assessment International Education		
GRADE: 6	SUBJECT: FRENCH	DATE: 20.04.20
WORKSHEET NUMBER: 03	WORKSHEET TOPIC: 1. LES NOMBRES (20-50), 2. LES MOIS DE L'ANNEE.	
INSTRUCTION (IF ANY):	LISTEN CAREFULLY TO THE VIDEO AND TRY TO PRONOUNCE IT.	

<https://youtu.be/ZDKh649K5PQ>

<https://youtu.be/2odJakoOVVI>

Le Professeur : Bonjour mes chers étudiants.

(Good morning my dear students)

Les étudiants: Bonjour professeur.

(Good morning Sir)

Le Professeur : Comment ça va mes chers étudiants ?

(How are you my dear students?)

Les étudiants: ça va bien, merci professeur.

(Fine sir, Thank you)

Le Professeur : Maintenant Apprenons les nombres ! (20 -50)

(Now we will learn the numbers)

Les étudiants: D'accord ! Professeur.

(Ok sir)

LES NOMBRES

- 20 = VINGT -----
- 21 = VINGT ET UN -----
- 22 = VINGT DEUX -----
- 23 = VINGT TROIS -----
- 24 = VINGT QUATRE -----
- 25 = VINGT CINQ -----
- 26 = VINGT SIX -----
- 27 = VINGT SEPT -----
- 28 = VINGT HUIT -----
- 29 = VINGT NEUF -----
- 30 = TRENTE -----
- 31 = TRENTE ET UN -----
- 32 = TRENTE DEUX -----
- 33 = TRENTE TROIS -----
- 34 = TRENTE QUATRE -----
- 35 = TRENTE CINQ -----
- 36 = TRENTE SIX -----
- 37 = TRENTE SEPT -----

38 = TRENTE HUIT -----
39= TRENTE NEUF -----
40 = QUARANTE -----
41 = QUARANTE ET UN -----
42 = QUARANTE DEUX -----
43 = QUARANTE TROIS -----
44 = QUARANTE QUATRE -----
45 = QUARANTE CINQ -----
46 = QUARANTE SIX -----
47 = QUARANTE SEPT -----
48 = QUARANTE HUIT -----
49 = QUARANTE NEUF -----
50 = CINQUANTE -----

MAINTENANT APPRENONS LES MOIS DE L'ANNEE




(Now we will learn about name of the months)

NAME OF THE MONTHS = LES MOIS DE L'ANNEE

1. JANUARY = JANVIER -----
2. FEBRUARY = FEVRIER -----
3. MARCH = MARS -----

4. APRIL = AVRIL -----
5. MAY = MAI -----
6. JUNE = JUIN -----
7. JULY = JUILLET -----
8. AUGUST = AOUT -----
9. SEPTEMBER = SEPTEMBRE -----
10. OCTOBER = OCTOBRE -----
11. NOVEMBER = NOVEMBRE -----
12. DECEMBER = DECEMBRE -----

BONNE CHANCE!

 Cambridge Assessment International Education		
GRADE:6	SUBJECT:GEOGRAPHY	DATE: 20 th April, 2020
WORKSHEET NUMBER: 4	WORKSHEET TOPIC: Basic Elements of Map	
INSTRUCTION (IF ANY):	https://youtu.be/HWuhl6EOW4c	

1. Answer the following questions.

(i) What are the cardinal directions?

(ii) What is meant by a scale of a map?

(iii) Which three ways are used to represent the scale of a map? Explain any two ways of representing a map scale.

(iv) Convert 1 cm= 100 cm into an R.F. scale.

(v) What method would you use to measure the length of a river?

(vi) What are conventional symbols? Explain.

(vii) Name the features shown in blue, green and yellow colours.

(viii) What are five different elements of a map? Name them.

(ix) Explain the functions of the north line and a legend on a map.

(x) What is the difference between cardinal directions and intermediate directions? Draw a diagram to show these directions.

 Cambridge Assessment International Education		
GRADE: 6	SUBJECT: Music	DATE: 20 April,2020
WORKSHEET NUMBER: 3	WORKSHEET TOPIC	
INSTRUCTION (IF ANY):	Watch Video	

Activity 1

Lesson 2-Real Drum -3 Beats

<https://youtu.be/m8-VzV34Y04>

Activity 2

Club Beat-Lesson

<https://youtu.be/KTuCWgqDH90>